

BINGO

Welcome to Lab Week Bingo! We aim to celebrate everything we experience in the lab, from the everyday to the oddly specific. Bring this game into your lab to recognize the little moments that make our departments run: whether it's a critical hemoglobin, a lipemic sample, or the triumphant feeling of QC passing on the first try!

How to Play:

- Use one of our pre-made bingo cards, or use one of the blank templates and create your own! A bank of suggestions is on the next page.
- Play solo or post in your department to play as a team.
- Mark squares off as the events happen each day
- Suggested winning patterns include:
 - Classic bingo: horizontal, vertical, or diagonal.
 - Blackout bingo (the whole card)
 - Fun shapes like 'X', 'T', or a border

Make it competitive, collaborative, or just a simple way to celebrate your team's daily experiences. However you play, have fun, and Happy Lab Week!

General

- Weekly maintenance
- Restock bulk solution
- Rip a glove
- New lot reagent/QC/Cal
- Three phone calls in 10 min
- Empty pending
- Someone speaks to the instrument
- "Can you come look at this?"

Blood Bank

- Positive screen
- AB pos/neg pt
- AHG crossmatch
- Historical antibodies
- Emergency release
- Coolers filled
- Unit returned
- Recollect specimen
- Weak reverse type
- ABO discrepancy
- Weekly Maint.

Microbiology

- Receive limb/tissue
- Sputum sample
- Positive covid
- Positive mono
- CSF
- Synovial fluid
- Scratch a plate
- Positive blood culture
- Urine culture
- Susceptibility
- Anaerobic culture

Urinalysis

- Bloody urine
- Bust out the refractometer
- Urine crystals
- YEEEEAST
- Non-hyaline cast
- Trich!
- Positive urine HCG
- Positive nitrite
- Green, blue, or purple urine

Hematology

- CSF/Body fluid
- Retic count
- Saline replacement
- Critical hemoglobin
- Large/giant platelets
- Clotted sample
- Take it to the scope
- NRBCs
- Poikilocytes
- Make an albumin slide
- Perfect slide on first try

Chemistry

- Critical glucose
- Ethanol >100
- Hemolyzed sample
- QC passed first try
- Lipemic specimen
- Icteric specimen
- Fibrin clot
- Dilution
- No cancelled specimens
- Microtainer
- Multiple samples for one patient

Coagulation

- Fibrinogen test
- Mixing study
- Underfilled tube
- Any factor test
- Accidentally remixed after spinning
- INR >3.0
- PTT above linearity

M E D I C A L L A B O R A T O R Y
P R O F E S S I O N A L S W E E K

BINGO

M E D I C A L L A B O R A T O R Y
P R O F E S S I O N A L S W E E K

BINGO

M E D I C A L L A B O R A T O R Y
P R O F E S S I O N A L S W E E K

BINGO

MEDICAL LABORATORY
PROFESSIONALS WEEK
GENERAL LAB

BINGO

**Redraw a
specimen**

**3+ Add-ons
for one
patient**

**Referenced
MediaLab**

Body Fluid

**Call from
the ED**

**Print a
label**

**Blood
Cultures**

**Blood
Bank Pick-
Up Slip**

**Cold one!
(Lactic or
Ammonia)**

**Rainbow
Tube**

**Use
Specimen
Update**

**Gross
Specimen**

**Use
Specimen
Inquiry**

**Cancel an
order**

PT/INR

**Scan a
tube**

MEDICAL LABORATORY
PROFESSIONALS WEEK
"FIND SOMEONE WHO..."

BINGO

Likes
pineapple
on pizza

Speaks
multiple
languages

Used to live
in another
country

Has food
allergies

Does a
hobby that
makes stuff

Worked in
the lab for
20+ years

Finished a
marathon

Plays an
instrument

Visited
more than
10 states

Has a pet
that's not a
cat or dog

Has broken
at least one
bone

Worked in
the lab for
less than a
year

Free Space

Has a
tattoo

Used to live
in a
different
state

Is a
vegetarian
or a vegan

Is a twin or
has twins in
their family

Can do a
cartwheel

Lives the
furthest
from the
lab

Drinks tea,
not coffee

Can whistle
or juggle

Has visited
more than 3
National
Parks

Has a secret
talent

Has a non-
laboratory
degree

Grows a
vegetable
garden

MEDICAL LABORATORY
PROFESSIONALS WEEK
"FIND SOMEONE WHO..."

BINGO

Is left handed	Never had a cavity	Knits or crochets	Sings in a choir	Has two or more pets
Loves spicy food	Has performed on stage	Is a picky eater	Member of a sorority or fraternity	Has never been on a plane
Is under 5 feet tall	Has never been to the ocean	Free Space	Has the same birth month as you	Finished 10+ books last year
Doesn't have an iPhone	Used to live in a different state	Is related to someone famous	Has never gotten their hair dyed	Rides a motorcycle
Has a non-food allergy	Actually has cash in their wallet	Plays a sport	Goes by their nickname	Is an only child

BINGO

Critical glucose	Ethanol >100	QC pass first try	Ripped glove	EDTA Contam.
Icteric specimen	Three tubes for one patient	DKA!	Microtainer	Red top
3+ Deltas on one specimen	Short Sample	Free Space	Critical CO2	Empty reagent
Dilution!	New lot QC/Cal or Rgt	Lipemic specimen	Weekly Maint.	3+ Add-ons for one specimen
AGAP > 20	Quant HCG	Body fluid	Fibrin clot	Hemolyzed sample

CHEMISTRY

**Critical
glucose**

**QC pass
first try**

**Ripped
glove**

**EDTA
Contam.**

**Icteric
specimen**

DKA!

Fibrin clot

**Empty
reagent
kicks off**

**3+ Deltas
on one
specimen**

**New lot
QC/Cal or
Rgt**

**Lipemic
specimen**

**3+ Add-ons
for one
specimen**

Dilution!

**Quant
HCG**

**Critical
CO₂**

**Hemolyzed
sample**

MEDICAL LABORATORY
PROFESSIONALS WEEK
MICROBIOLOGY

BINGO

Perform a Presumptive ID	Get a Limb/Tissue Sample	Sputum Sample	Positive Mono	CSF Sample
Gram Stain	Positive Blood Culture	Scratch a Plate	Urine Culture	Perform Susceptibility
Hear a "Stat Culture" Joke	Set up an Anaerobic Culture	FREE SPACE	Take it Under the Hood!	Use MALDI
Mucoid Colonies	Perform an Indole	Quantify a Plate	Catheter Culture	Stain a slide with something other than gram stain procedure
First E.Coli of the Day!	Take it Under the Scope	Diplococci Observed	Gram Variable Stain	Multiple Positives on the Same Swab

MEDICAL LABORATORY
PROFESSIONALS WEEK
URINALYSIS

BINGO

Bloody Urine	Refractometer	Crystals Found	Yeast	Positive Urine HCG
Positive Nitrite	Take it to the Scope	Non-hyaline Cast	Trichomonas	Sperm Spotted!
Blue, Purple, or Green Urine	Cloudy Urine	FREE SPACE	Low Volume!	Clear Urine
AZO Patient	Catheter Specimen	Sent for Culture	Artifact Found	Renal Epithelial
Bacteria Present	2 Types of Crystals in the Same Patient	Manual Microscopic Performed	QC Passed!	Shared Sample

UA/MICRO

**Bloody
Urine**

Refractometer

**Crystals
Found**

QC Passed!

**Positive
Nitrite**

**Take it to
the Scope**

**Positive 4-
Plex PCR**

**Sperm
Spotted!**

**Sent for
Culture**

**Cloudy
Urine**

**Positive
Urine HCG**

**AZO
Patient**

MONO?

Yeast

**Bacteria
Present**

**Clear
Urine**

MEDICAL LABORATORY
PROFESSIONALS WEEK
HEMATOLOGY

BINGO

CSF Sample	Reticulocyte Count	Critical Hemoglobin	Giant Platelets	Make a perfect slide on the first try
Found a Clot!	Take it to the Scope	NRBCs	Warm a Sample	Body Fluid
Perform a Saline Replacement	Make an Albumin Slide	FREE SPACE	Poikilocytes	Manual Hematocrit
Redo a Slide more than 3x	QC Passed!	Citrated Platelet Count	Calculated Rule of 3	Found a Blast
Used a Miller Occular	Reactive Lymphocyte Spotted	EDTA Clumping	Thrombocytopenia	Called an Inclusion

HEME

Reticulocyte
Count

Critical
Hemoglobin

Large
Platelets

Fibrinogen

Found a
Clot!

Take it to
the Scope

NRBCs

11 Smudges!

QC Passed!

Make an
Albumin
Slide

EDTA
Clumping

Replaced a
reagent or
solution

Redo a
Slide more
than 3x

Reactive
Lymphocyte
Spotted

Thrombocy-
topenia

RDW >20

MEDICAL LABORATORY
PROFESSIONALS WEEK
BLOOD BANK

BINGO

Positive Screen	AB Positive	Recollect	Unit Returned to Blood Bank	Receive Unit Shipment
AHG Crossmatch	Positive History	Emergency Release	QC passes	Antibody ID
AB Negative	Dispense FFP	FREE SPACE	Dispense Cryo	Heard "It's not too busy"
Pt has >5 Ag reqs	Rouleaux!	Count Inventory	Dispense Blood	Thaw a Product
ABO Discrepancy	Perform a DAT	Irradiate a Product	CMV Neg Order	Duplicate Pick-up Slips

BINGO

Positive Screen	AB Positive	Recollect	Unit Returned to Blood Bank	Receive Unit Shipment
AHG Crossmatch	Positive History	Emergency Release	QC passes	Antibody ID
AB Negative	Dispense FFP	FREE SPACE	Dispense Cryo	Heard "It's not too busy"
Pt has >5 Ag reqs	Syringe Prepared	Count Inventory	Dispense Blood	Thaw a Product
ABO Discrepancy	Bone Marrow Patient	Irradiate a Product	Washed Unit	Titers

BLOOD BANK

**Positive
History**

**Use
Irradiator**

**Dispense
Blood**

**Pt AB
pos/neg**

**Antibody
ID**

**Emergency
Release**

QC passes

**Antigen
Typing**

**Dispense
FFP**

Recollect

**CBC
Retype**

**Thaw a
Product**

DAT!

**Unit
returned**

AHG XM

**Did it in
tube**



WHAT IS YOUR BACTERIA NAME?

Lucy Laboratory, 08/1992 →

"Lucophilus labalactiae"



The first three letters of your first name + last digit of your birth year: **The first three letters of your last name + your birth month:**

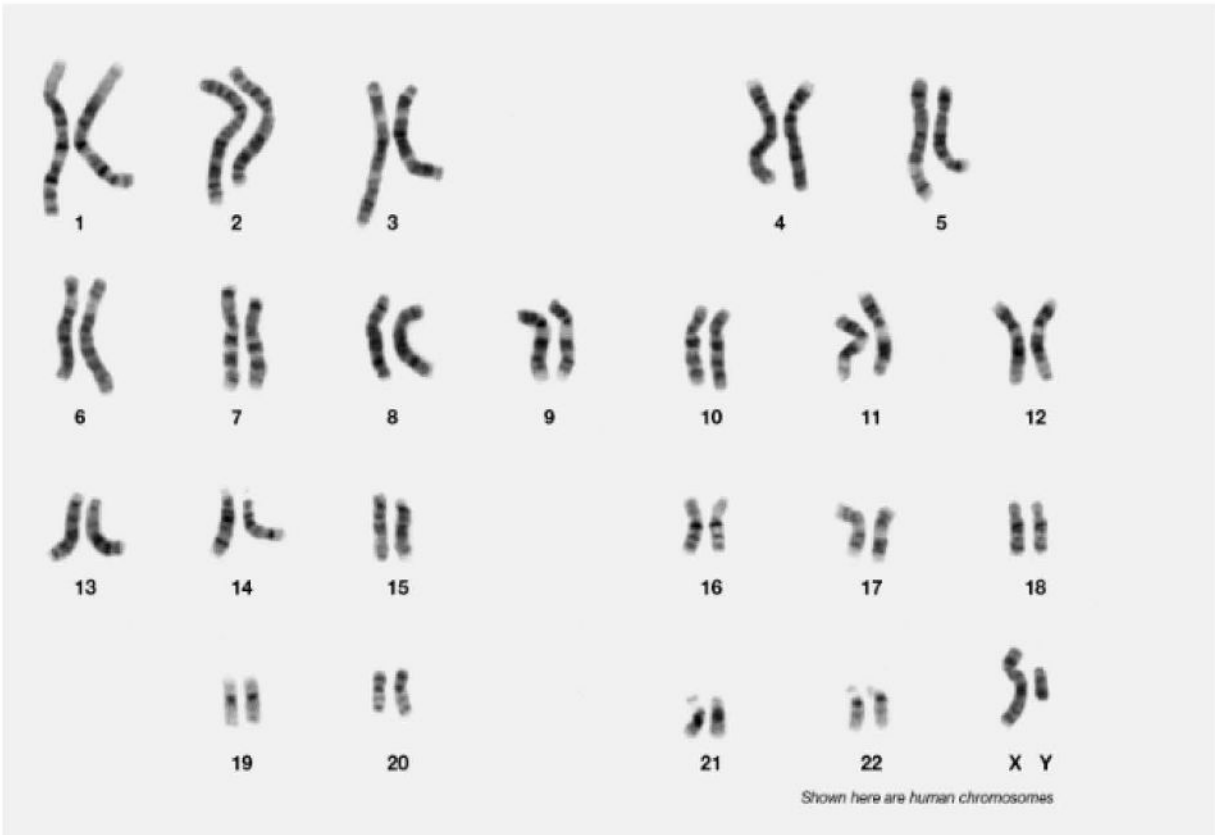
1: -obacter/bacter	6:-omonas/monas
2: -ophilus/philus	7:-illus/llus
3: -ophyticus/phyticus	8:-etella/tella
4: -isteria/steria	9:-ococcus/coccus
5: -oteus/teus	0:-idium/ridium

Jan: -aris/garis	July: -uginosa/ginosa
Feb: -ogenes/genes	Aug: -alactiae/lactiae
Mar: -enesis/nesis	Sept: -inosus/nosus
Apr: -ificus/nificus	Oct: -anella/nella
May: -abilis/bilis	Nov: -ophyticus/phyticus
Jun: -anii/nii	Dec: -estis/stis



2024 Medical Laboratory Professionals Week

Use this Key to Solve the Chromosome Riddles



Courtesy: National Human Genome Research Institute - [Talking Glossary of Genetics](#).


"All of the illustrations in the Talking Glossary of Genetics are freely available and may be used without special permission."

1-A, 2-B, 3-C, 4-D, 5-E, 6-F, 7-G, 8-H, 9-I, 10-J, 11-K, 12-L, 13-M, 14-N, 15-O, 16-P, 17-Q, 18-R, 19-S, 20-T, 21-U, 22-V, X-X, Y-Y



2024 Medical Laboratory Professionals Week

CAN YOU SOLVE THE RIDDLE???



<https://images.app.goo.gl/7bFgfaQr9fs4oyh28>



2024 Medical Laboratory Professionals Week

CAN YOU SOLVE THE RIDDLE???



<https://images.app.goo.gl/7bFgfaQr9fs4oyh28>



2024 Medical Laboratory Professionals Week





















CAN YOU SOLVE THE RIDDLE???



<https://images.app.goo.gl/7bFgfaQr9fs4oyh28>



In the picture, find the following:

- | | | | | | |
|---|---|---|---|---|---|
|  |  |  |  |  |  |
| micro centrifuge tube | gel card | blood culture bottle | UA cup | goggles | cocci chain |
|  |  |  |  |  |  |
| safety diamond | parasite | micro plate | neutrophil | blood tube | blood smear |
|  |  |  |  |  |  |
| monocyte | DNA | conical tube | erlenmeyer flask | antigen bottles | volumetric pipette |
|  |  | | | | |
| scapel | pipette | | | | |


Happy Lab Week!

How many lab-related terms can you find in the wordsearch below?

S	C	H	E	M	I	S	T	R	Y
K	E	S	C	G	K	I	N	A	A
M	F	R	O	K	S	G	W	B	G
I	U	L	O	B	O	J	B	B	O
C	N	E	T	L	C	V	E	N	L
R	N	D	E	S	O	G	N	G	A
O	E	A	N	T	I	G	E	N	B
C	L	F	T	J	L	Y	Y	H	O
U	M	H	Z	A	B	E	B	B	E
I	M	M	U	N	O	L	O	G	Y



HAPPY LAB WEEK



Across

- 4 What is the first peak in a normal protein electrophoresis?
- 5 Which syndrome is characterized by increased glomerular permeability and high protein in urine?
- 6 Which biochemical test turns pink (positive) after the deamination of tryptophan?
- 8 Which clinical condition is indicated by a low Fibrinogen and positive D-Dimer?

Down

- 1 What analyte is calculated using the Jaffe reaction?
- 2 What is the chemistry indicator of Gout?
- 3 Which antibody is associated with Cold Agglutinin Disease?
- 7 Which additive is appropriate for routine CBC collection?





Know Your Patient



One _____ day at _____ Hospital, there arose

adjective

noun

quite a ruckus. _____ from receiving rushed in

person

with a _____-top tube, only the liquid inside was

color

not red, it was _____! Then began the flurry of

color

_____ movement, with scientists from every

adjective

department determined to discover the source of

the phenomenon. _____ called _____, _____

person

name/location

person

searched for a book about _____, even _____

subject

person

came out from their _____ to investigate, clearly

location

_____ about the whole thing. The sample was

emotion

_____ aliquoted, and portions were sent to _____

adverb

_____ and _____ to test for _____ and

location/department

location/department

test

_____. Would you believe, the _____ came up

test

test

as _____?! Even the _____ in _____ was

value

test

location/department

_____. After _____ over these results

positive/negative/inconclusive

verb ending in -ing


for some time, _____ had the idea to look at the

person

patient chart. Turns out they were a _____!

fictional creature

Just goes to show, you gotta know your patient.





Know Your Patient



One _____ day at _____ Hospital, there arose

adjective

noun

quite a ruckus. _____ from receiving rushed in

person

with a _____-top tube, only the liquid inside was

color

not red, it was _____! Then began the flurry of

color

_____ movement, with scientists from every

adjective

department determined to discover the source of

the phenomenon. _____ called _____, _____

person

name/location

person

searched for a book about _____, even _____

subject

person

came out from their _____ to investigate, clearly

location

_____ about the whole thing. The sample was

emotion

_____ aliquoted, and portions were sent to _____

adverb

_____ and _____ to test for _____ and

location/department

location/department

test

_____. Would you believe, the _____ came up

test

test

as _____?! Even the _____ in _____ was

value

test

location/department

_____. After _____ over these results

positive/negative/inconclusive

verb ending in -ing

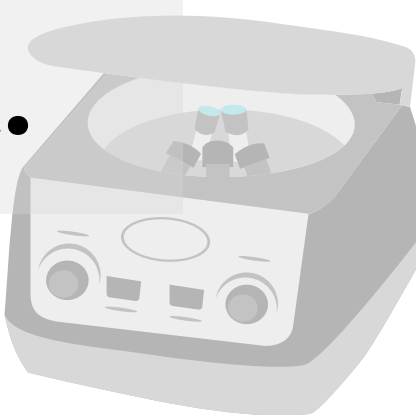
for some time, _____ had the idea to look at the

person

patient chart. Turns out they were a _____!

fictional creature

Just goes to show, you gotta know your patient.



Lab Week Superlatives

A fun activity to do with your lab during Lab Week is to vote on superlatives! Below are some superlative categories and titles to help you get started. One way to do this is by using either a voting system via paper slips in a box or a Microsoft or Google Forms survey, introducing these categories at the beginning of the week, and allowing people to vote until Wednesday. On Thursday, superlative winners are announced and awarded. Some people make paper crowns with the award title on the crown, others make superlative buttons or stickers for their winners. Either way, this is another way the lab can celebrate its team members!

Superlatives for laboratory professionals:

Award Title	Description
The White Rabbit Award	Most likely to have a meeting to run to right now
The Reliable Rescuer Award	Most likely to pick up an extra shift
The Clarity Champion Award	Best at explaining procedures
The Life of the Lab Award	Most likely to liven up the lab
The Playground Award	Most likely to have fun in the lab
The Critical Care Bear Award	Most helpful in a critical thinking emergency
The Squirrel Award	Most likely to have the most amount of stuff in their pockets
The Black Hole Award	Most likely to lose their stuff
The Mister Roger Award	Most likely to lend a helping hand
The I'm Not at Home Award	Most likely to ignore the phone
The Coffeepot's Best Friend Award	Most likely to be caffeinated, or need caffeine to survive
The Best Chef Award	Most likely to have the tastiest smelling meal from home
The Everything has a Place Award	Most organized
The Octopus Award	Most adept at multitasking
The Walking Index Award	Most likely to know *exactly* where to look in the procedure
The Instrument Whisperer Award	Best at troubleshooting equipment malfunctions
The Eternal Learner Award	Most dedicatedly to continuing education
The Runway Award	Most fashionable scrubs or outfits
The Fine Print Award	Most thorough and meticulous in documentation
The Clippy Award	Most tech savvy and master of technology
The Zen Prodigy Award	Most likely to be calm under pressure
The MacGyver Award	Most likely to use creative ways to make things magically work
The Vampire Award	Most likely to be the last one to clock out
The Social Media Supernova Award	Most likely to become a TikTok Sensation
The Inventory Ace Award	Most organized in inventory management
The Safety Sentinel Award	Most passionate about laboratory safety
The Result Analysis Expert Award	Most skilled at interpreting complex results



Superlatives for analyzers:

Award Title	Description
The 'Why We Have a Service Contract' Award	Instrument that is most likely to break down
The Old Faithful Award	Instrument that is most reliable
The Goldilocks Award	Instrument that is the most sensitive
The F1 Award	Instrument with the fastest analysis TAT
The Sliced Bread Award	Instrument that's the best thing since sliced bread
The Stone Age Award	Instrument that has been in use the longest
The Like New Award	Most resistant to wear and tear
The Un-Rosetta Stone Award	Most likely to give cryptic error messages
The New DJ Award	Instrument with the weirdest alarm or instrumentation sound
The Green Light Award	Most likely to consistently pass QC
The Pinky Up Award	Most 'particular' or expensive peripherals and materials (i.e. specific pipette tip that's only available by this one tiny store that only ships once a month, or just really expensive extras)
The Teacher's Pet Award	Most likely to behave when only certain people are around
The Hangry Award	Most likely to misbehave when only certain people are around





Lab Week Word Search

S	Y	A	R	L	A	B	O	R	A	T	O	R	Y
C	G	N	G	B	N	S	A	L	I	N	E	B	Y
H	O	T	D	A	T	S	S	T	A	I	N	G	N
E	L	I	K	C	I	W	A	B	Y	E	O	P	C
M	O	B	N	T	G	P	R	C	E	L	S	L	R
I	I	O	A	E	E	G	B	I	O	I	C	A	S
S	B	D	B	R	N	I	E	T	G	S	A	T	T
T	O	Y	D	I	H	E	A	Y	L	H	N	E	A
R	R	O	O	A	T	M	K	O	A	S	T	L	E
Y	C	A	O	T	E	S	E	S	L	I	D	E	N
G	I	S	L	H	S	A	R	L	T	K	B	T	I
G	M	S	B	B	T	R	L	S	B	A	W	S	R
I	E	A	A	S	M	E	A	R	R	N	T	I	U
I	A	Y	O	G	C	Y	G	O	L	O	R	E	S

Word Bank:


Smear
Test
Beaker
Antigen
Laboratory

Slide
Blood Bank
Chemistry
Platelet
Antibody

Swab
Serology
Microbiology
Hematology
Cell

Wright
Saline
Assay
Giemsa
Bacteria


Stain
Urine





2024 Medical Laboratory Professionals Week


Spot the difference:





2024 Medical Laboratory Professionals Week

Spot the difference:



@iamascls



2024 Medical Laboratory Professionals Week



Answer: When in doubt sub it out



2024 Medical Laboratory Professionals Week

CAN YOU SOLVE THE RIDDLE???



<https://images.app.goo.gl/7bFgfaQr9fs4oyh28>

Answer: Spun Run Done



2024 Medical Laboratory Professionals Week

CAN YOU SOLVE THE RIDDLE???



<https://images.app.goo.gl/7bFgfaQr9fs4oyh28>

Answer: Come on Barbie Let's Go Party



HAPPY LAB WEEK




Across

- 4 What is the first peak in a normal protein electrophoresis?
- 5 Which syndrome is characterized by increased glomerular permeability and high protein in urine?
- 6 Which biochemical test turns pink (positive) after the deamination of tryptophan?
- 8 Which clinical condition is indicated by a low Fibrinogen and positive D-Dimer?





















Down

- 1 What analyte is calculated using the Jaffe reaction?
- 2 What is the chemistry indicator of Gout?
- 3 Which antibody is associated with Cold Agglutinin Disease?
- 7 Which additive is appropriate for routine CBC collection?





In the picture, find the following:

- 
microcentrifuge tube
- 
gel card
- 
blood culture bottle
- 
UA cup
- 
goggles
- 
cocci chain
- 
blood smear
- 
bacilli chain
- 
DNA
- 
conical tube
- 
erlenmeyer flask
- 
antigen bottles
- 
safety diamond
- 
parasite
- 
neutrophil
- 
glove
- 
scalpel
- 
pipette
- 
monocyte
- 
volumetric pipette



2024 Medical Laboratory Professionals Week


Spot the difference: Answers





2024 Medical Laboratory Professionals Week

Spot the difference: Answers



@iamascls