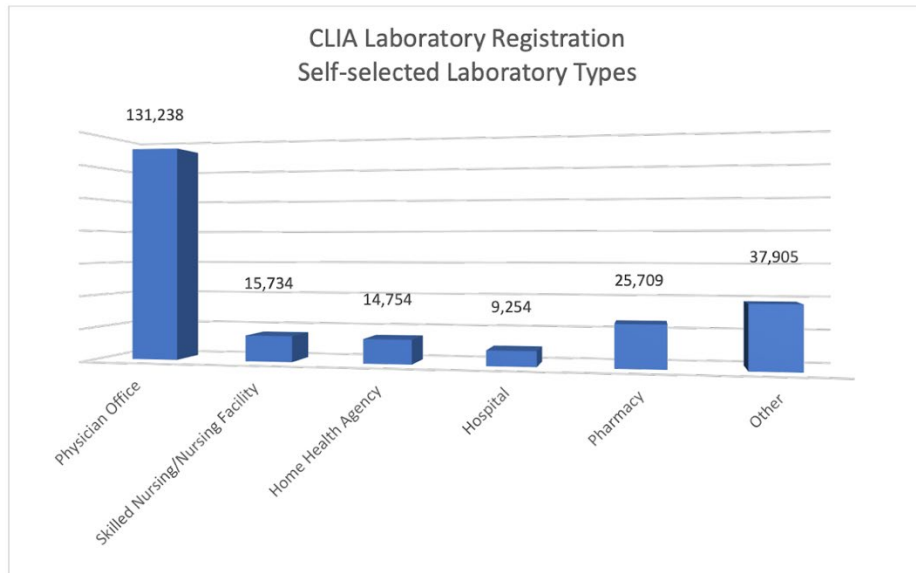


Appendix A:

**Division of Clinical Laboratory Improvement and Quality
Centers for Medicare & Medicaid Services
January 2022**



Source: CMS CLIA Database

Appendix B:

**Division of Clinical Laboratory Improvement and Quality
Centers for Medicare & Medicaid Services
January 2022**

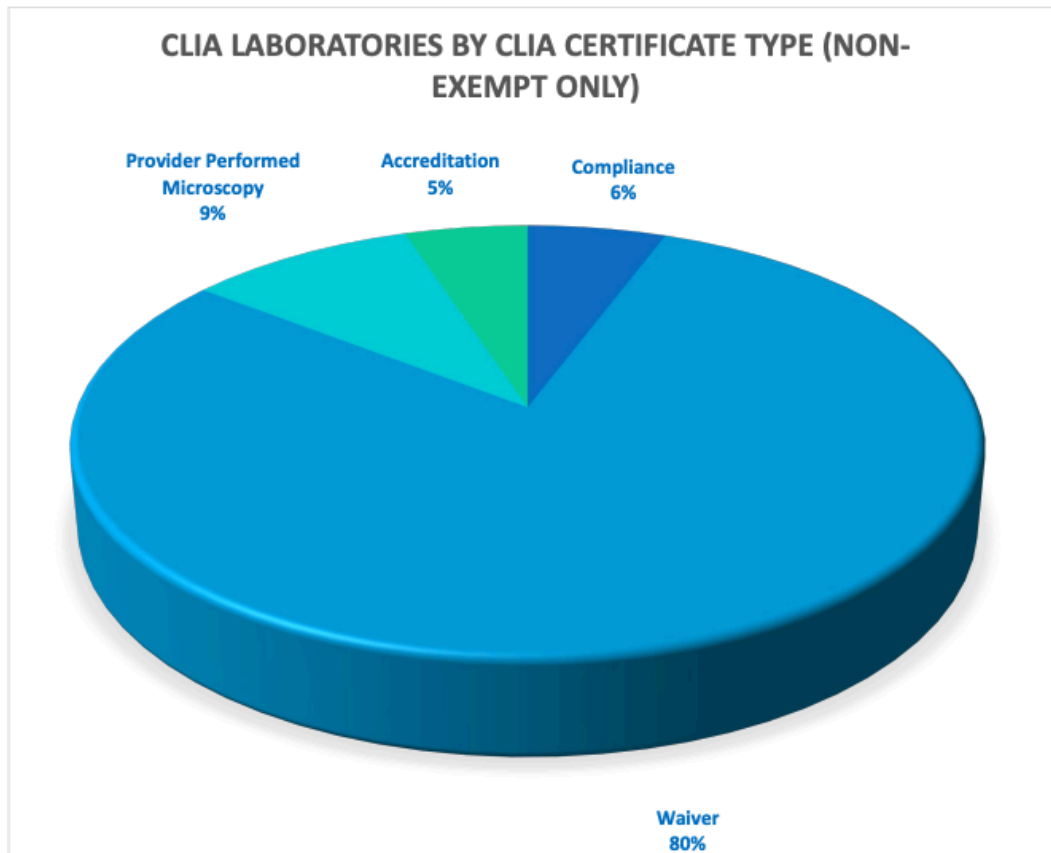
Laboratories by Type of Facility (Exempt and Non-Exempt)

| Type of Laboratory | Number | Percent |
|---|----------------|----------------|
| Ambulance | 5,733 | 1.77% |
| Ambulatory Surgery Center | 6,982 | 2.16% |
| Ancillary Test Site | 3,643 | 1.13% |
| Assisted Living Facility | 11,750 | 3.64% |
| Blood Banks | 439 | 0.14% |
| Community Clinic | 7,329 | 2.27% |
| Comprehensive Outpatient Rehab | 1,183 | 0.37% |
| End Stage Renal Disease Dialysis | 7,547 | 2.34% |
| Federally Qualified Health Center | 3,992 | 1.24% |
| Health Fair | 704 | 0.22% |
| Health Maintenance Organization | 671 | 0.21% |
| Home Health Agency | 14,754 | 4.57% |
| Hospice | 5,139 | 1.59% |
| Hospital | 9,254 | 2.86% |
| Independent | 8,430 | 2.61% |
| Industrial | 2,137 | 0.66% |
| Insurance | 56 | 0.02% |
| Intermediate Care Facility/Individuals with Intellectual Disabilities | 1,683 | 0.52% |
| Mobile Lab | 2,750 | 0.85% |
| Pharmacy | 25,709 | 7.96% |
| Physician Office | 131,238 | 40.62% |
| Other Practitioner | 6,541 | 2.02% |
| Prison | 1,083 | 0.34% |
| Public Health Laboratory | 942 | 0.29% |
| Rural Health Clinic | 2,585 | 0.80% |
| School/Student Health Service | 7,113 | 2.20% |
| Skilled Nursing/Nursing Facility | 15,734 | 4.87% |
| Tissue Bank/Repositories | 60 | 0.02% |
| Other | 37,905 | 11.73% |
| Total: | 323,086 | 100.00% |

Source: CMS CLIA Data Base

Appendix C:

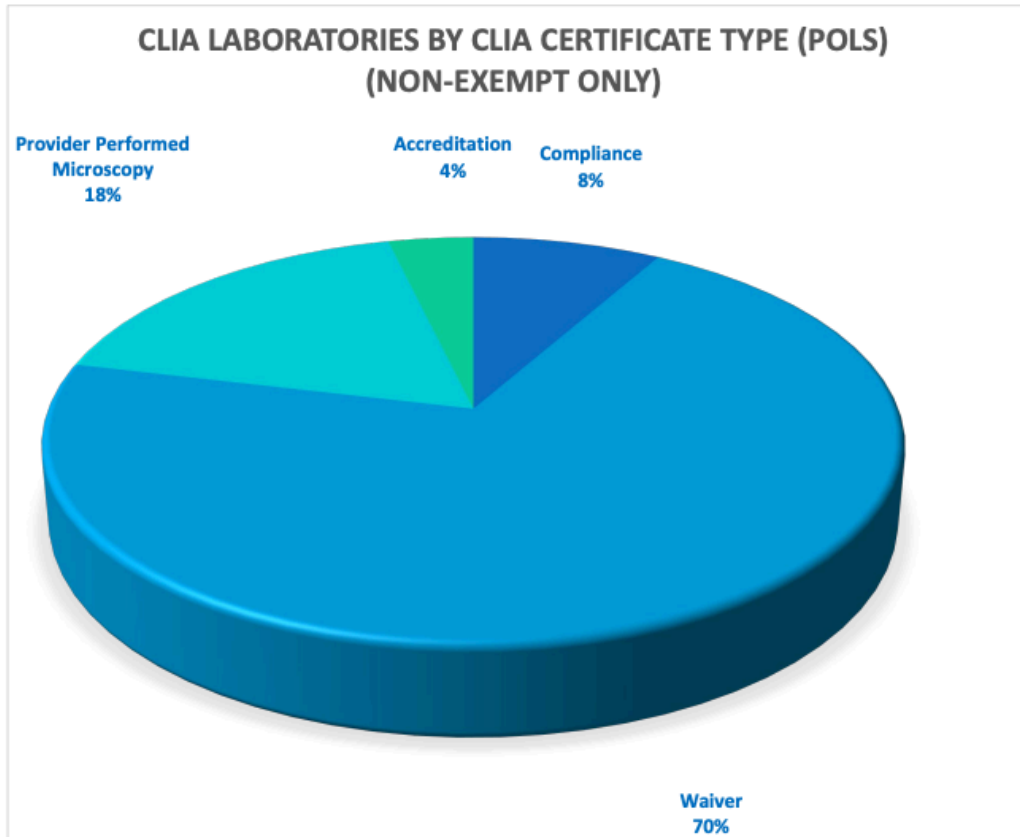
**Division of Clinical Laboratory Improvement and Quality
Centers for Medicare & Medicaid Services
April 2022**



Source: CMS CLIA Data base

Appendix D:

**Division of Clinical Laboratory Improvement and Quality
Centers for Medicare & Medicaid Services
April 2022**



Source: CMS CLIA Data base