

“Interactive Learning Using Smart Phone, Tablets and Computers in your Classroom”

- Wayne Aguiar, MS, MLS (ASCP)
- Program Director ,University of Bridgeport
- MLS Program

“Engage them, excite them and generate an enthusiasm for learning”

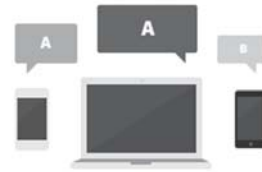


Step 1



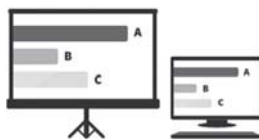
Ask your audience a question with the Poll Everywhere app

Step 2



Audience answers in real time using mobile phones, Twitter, or web browsers

Step 3

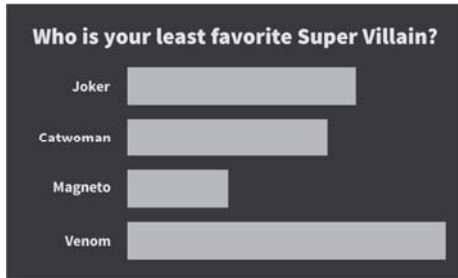


See your response live on the web or in a PowerPoint presentation

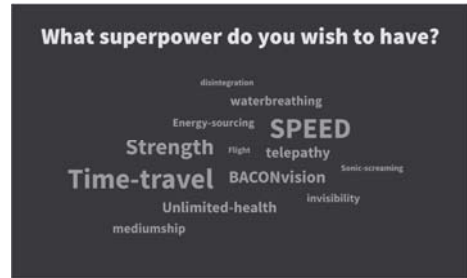
Step 1 You ask a question.

- **Use our easy poll creator to ask your most burning questions**
- Type your question into our poll creator, select the kind of poll you want to make, and press “create.” That’s it. Your poll is ready to share with participants! (Though of course you can always go in and really make them your own... colors, fonts, graphics.) All the polls you create will appear on your My Polls page for as long as you care to keep them there - and as long as you have an account with us.

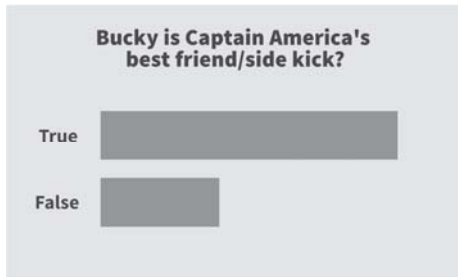
Multiple choice poll



Free response poll



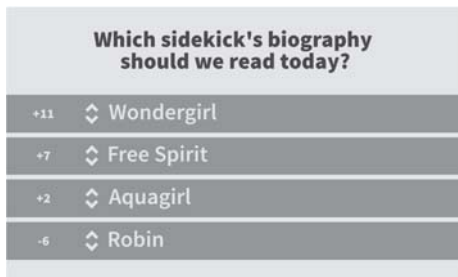
True or false poll



Clickable images poll



Q&A / brainstorm poll



A few extras so you can create the perfect poll

- **Get creative with your questions**
- We know there's a huge variety of questions on your mind, which is why we support a bunch of different ways of asking them. Images, LaTeX syntax (for formulas), and foreign languages... we got you covered.



- Web voting
- Works from any web browser
- The easiest, most elegant way to vote is through our beautiful web interface. Anyone who has a web browser can participate. You control which poll your audience sees by "activating" it. They visit your PollEv voting page at PollEv.com/yourname, the poll appears, and they click. Voilà!

Let's try it.....

- Get out your cell phones, tablets or laptops....partner with someone if you wish.

Step 2: Your participants respond

- **SMS text voting**
- **Works with any device that can send a text**
- Smart phones, dumb phones, candy bar phones... anyone who can text can contribute to your poll. The poll automatically shows the texting instructions for the service area associated with your account. Create your poll and watch the votes roll in. (We also accommodate international texting from international phones.)



Step 3: Real-time, live results And now for the real magic

- You created polls, your audience voted, and now... the moment of excitement when you see the live results flash on the wall. There's nothing like a chart of bouncing bars or a live updating word cloud to fire up a crowd! (And don't forget you can customize the look and feel of your charts to match your own style.)





Applications of Polling Software

- Used for case study reviews
- Practice Quizzes or tests
- Picture identification
- Class discussions
- Surveys
- Engagement
- Other, limited only by imagination!

Advantages

- Interactive engagement with immediate feedback
- Anonymous participation
- Using existing technology
- Review material
- Test material
- Informative feedback
- Exciting
- Fun

Disadvantages

- Technology pitfalls
- Having Internet access
- Needing to have technology, smart phone, laptop or input device
- Learning curve to use
- Free version has limits

Now time for you to try. Before you go set up an account at Pollev it's free then

- Take a moment and write a question using one of the formats presented on "any" topic you wish.
- Question:

- Answer(s):

- Try it out and have fun!

Other tools

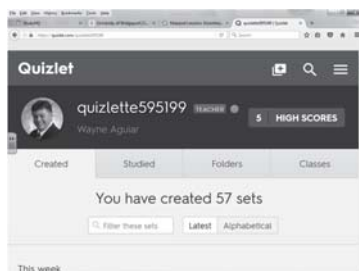
- Disclaimer: A number of different companies have created polling software, this presentation does not endorse POLLEV as the only source of software. It is the concept of engagement and interaction.
 - Poll Daddy
 - Iclickr
 - Beyond Question
 - Flisti
 - Micropoll
 - Others:
 - <http://web.appstorm.net/roundups/18-awesome-survey-poll-apps/>

Other Useful Tools for Making Learning Fun

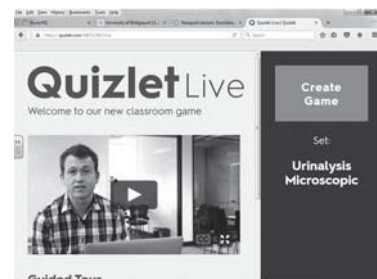
- <https://www.superteachertools.us/>

Other tools

- <https://quizlet.com/>



Quizlet.live



Nearpod.com



Other tools

- <https://www.medialabinc.net/default.aspx>

Other tools

- <http://www.medtraining.org/>

Other Tools

- <http://learn.genetics.utah.edu/>

Other tools

- <http://www.nobelprize.org/educational/medicine/bloodtypinggame/game/>

Other tools

- <http://www.hhmi.org/biointeractive/bacterial-identification-virtual-lab>
- <http://www.hhmi.org/biointeractive/immunology-virtual-lab>

Other tools

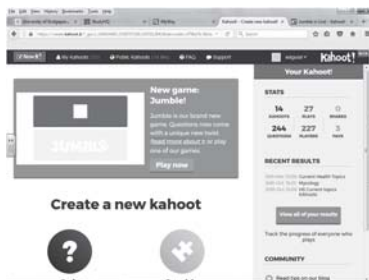
- <http://www.arup.utah.edu/mls/>

Other tools

- <http://www.biology.arizona.edu/immunology/immunology.html>

Other tools

create.kahoot.it



Audience Favorites??